


MILLENNIUM™ 750 REVERSE OSMOSIS MACHINE CONNECTION PORTS

The following information describes the connection fittings for the Millenium RO. The Disinfect, Waste and Feed ports have not changed since the device was released. The product port has been updated twice since original release.

Disinfect Port – Yellow

Machine Port: Panel Mount Female Quick Connect (P/N ME42085)


Hose Connection: Male Insert Connection with Hose Barb (P/N ME42084)



Waste (Drain) Port – Red

Machine Port: Panel Mount Female Quick Connect (P/N ME42081)


Hose Connection: Male Elbow Insert Connection with Hose Barb (P/N ME42096)



Feed (Inlet) Port – Green

Machine Port: Panel Mount Female Quick Connect (P/N ME42080)


Hose Connection: Male Elbow Insert Connection with Hose Barb (P/N ME42082)



Old Style Product Port (Original Design Active until Oct 09) – White

Machine Port: Panel Mount Female Quick Connect (P/N ME42046)


Hose Connection: Male Elbow Insert Connection with Hose Barb (P/N ME42051)



Old Style Product Port (Active Oct 2009-Aug 2011) – White

Machine Port: Panel Mount Male Insert Quick Connect (P/N 3024777)


Hose Connection: Female Quick Connect with Hose Barb (P/N ME40693)



Current Production (Active Aug 2011 – Present) Product Port – Gray

Machine Port: Panel Mount Female Quick Connect (P/N 3027138)

Hose Connection: Male Elbow Insert with Hose Barb (P/N 3027139)



In addition, P/N 3027571 is a kit that contains the necessary items to update your Millennium RO with the current product port. P/N 3024557 is a kit that contains all of the current Millennium RO connection ports. Both of these kits include a hard copy of Tech Note 222 which provides instructions on how to install the latest RO product port fittings.